



49.5HP Tractor with 2WD/4WD Drive

Our 2WD/4WD Drive Tractors are built safe, steady and sturdy for on and off road tough Africa conditions, are uncomplicated to use and offer the best safety features as standard. Toma Equipment supports all its tractors with qualified support personnel and extensive spare parts availability.



SAFE | STRONG | STURDY

DI 550 NG



Weight

Front Weight carrier
(front weight optional)



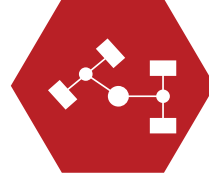
Brakes

Oil Immersed Brake, Mechanically actuated with Pawl and Ratchet Type Hand Brake



Dimension & Weight


2W/D 2280Kg in Weight, 2130mm Wheel Base, 3845mm in total length, 1940mm in total width, 2340mm in Height, 465mm Ground Clearance. Between 1395mm - 1505mm Front Track and between 1390mm - 2060mm Rear Track.



Steering

Power Steering

4W/D 2545Kg in Weight, 2390mm Wheel Base, 4210mm in total length, 1980mm in total width, 2420mm in Height, 400mm Ground Clearance. Between 1460mm Front Track and between 1565mm Rear Track.




Electrical System

12,88V,Ah Battery
12,42V,A Alternator
Seven Pin (Round) Trailer Socket




Capacity

55l Fuel Tank, 2.5l Power Steering System, 7l Engine Oil, 55l Hydraulic & Transmission




Speed Forward

Max: 32.5Km/h@2100RPM with 14.9 x 28
Min: 2.5Km/h@2100RPM with 14.9 x 28



Engine

A50 (Cold Start Kit Optional) 49.5/36.4HP/kW, Three Cylinder, naturally aspirated, 105/118mm Bore/Stroke, 3066cc, 2100RPM, Dry Air Cleaner with Clogging Sensor, 200Nm@1200RPM




PTO

Independent PTO@540RPM
Mechanically actuated and Hand Operated



Transmission

2W/D or 4W/D with dual clutch and 8F+2R Gearbox. Sliding Mesh Type



Turning Diameter

2W/D
With Brakes (m) 6.08 (L) -5.91 (R)
Without Brakes (m) 6.97 (L) -6.87 (R)



Hydraulic System

Automatic Draft Control, CAT II 3 Point Linkage, One Spool Valve, 1SA +1DA Auxiliary Hydraulic Circuit, 1800Kg Hydraulic Lifting Capacity at ball ends



Other

Optional (Fixed Type) Trailer Hitch
Horizontally Adjustable Driver Seat with SMV Emblem
Fuel Indicator Gauge and Front Tow Hook
DCV



Tyres

2W/D Front 7.50 x 16 Rear 14.9 x 28
4W/D Front 8 x 18 Rear 13.6 x 28 (optional 14.9 x 28)

SPECIFICATIONS DI 6565