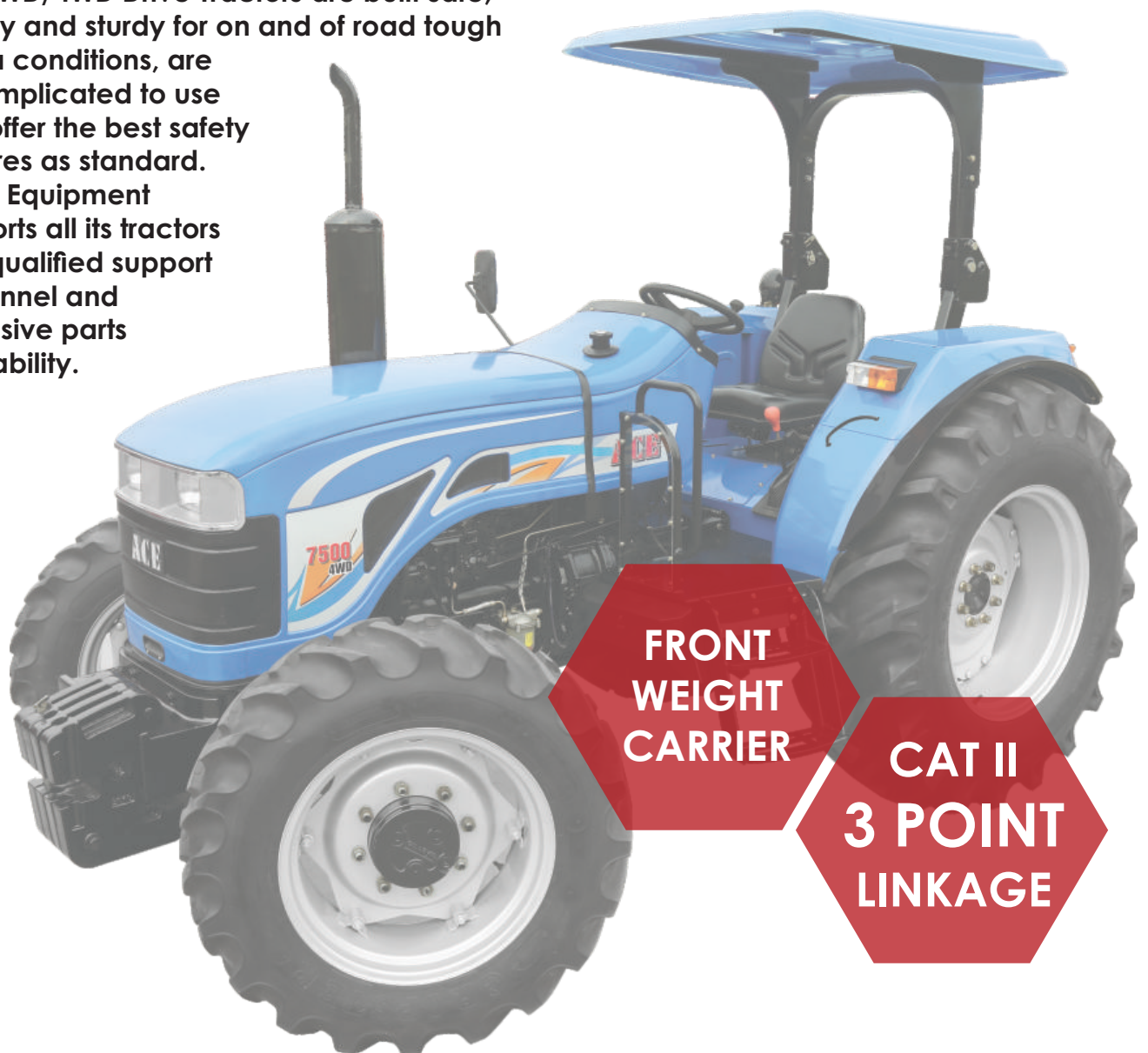




# 74.8HP Tractor with 2WD/4WD Drive

Our 2WD/4WD Drive Tractors are built safe, steady and sturdy for on and off road tough Africa conditions, are uncomplicated to use and offer the best safety features as standard. Toma Equipment supports all its tractors with qualified support personnel and extensive parts availability.



FRONT  
WEIGHT  
CARRIER

CAT II  
3 POINT  
LINKAGE

**SAFE | STRONG | STURDY**


# DI 7500



### Weight

Front Weight carrier  
(weight and optional)

Rear Weight Optional



### Brakes

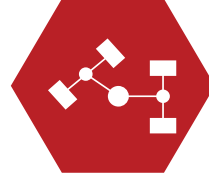
Oil Immersed Brake, Mechanically  
actuated with Pawl and Ratchet  
Type Hand Brake



### Dimension & Weight


2W/D 2745Kg in Weight, 2150mm Wheel  
Base, 3800mm in total length, 2030mm in  
total width, 2630mm in Height (ROPS),  
465mm Ground Clearance. Between  
1360mm - 1710mm Front Track and  
1950mm Rear Track.

4W/D 2935Kg in Weight, 2234mm Wheel  
Base, 3840mm in total length, 2030mm in  
total width, 2630mm (ROPS) in Height,  
390mm Ground Clearance. 1480mm  
Front Track and 1950mm Rear Track.



### Steering

Power Steering



### Electrical System

12,110V,Ah Battery  
12,42V,A Alternator  
Seven Pin (Round) Trailer Socket



### Capacity

65l Fuel Tank, 1.8l Power Steering  
System, 12l Engine Oil,  
2 W/D 44l Hydraulic & Transmission  
4 W/D 45l Hydraulic & Transmission



### Speed Forward


Max: 1.51Km/h@2200RPM

Min: 31.24Km/h@2200RPM



### Engine

A75 TC (Cold Start Kit Optional)  
74.80/55HP/kW, Four Cylinder, Turbo  
Charged, 105/118mm Bore/Stroke,  
4088cc, 2200RPM, Dry Air Cleaner with  
Clogging Sensor, 305Nm@1450RPM




### PTO

Independent PTO@540/540 E  
Mechanically actuated and  
Hand Operated



### Transmission

2W/D or 4W/D with dual clutch  
and 12F+12R Gearbox.  
Synchro Shuttle



### Turning Diameter

2W/D  
With Brakes (m) 7.90 (L) -7.65 (R)  
Without Brakes (m) 9.45 (L) -9.38 (R)

4W/D  
With Brakes (m) 9.45 (L) -9.00 (R)  
Without Brakes (m) 10.45 (L) -10.79 (R)



### Hydraulic System

Automatic Draft Control, CAT II  
3 Point Linkage, 1SA +1DA  
2200Kg Hydraulic Lifting Capacity  
at ball ends



### Other

Horizontally Adjustable Driver Seat  
with SMV Emblem  
Fuel Indicator Gauge and Front  
Tow Hook  
DCV



### Tyres

2W/D 4W/D  
Front 7.50X16 Front 11.2X24  
Rear 16.9X30 Rear 16.9X30

# SPECIFICATIONS DI 7500